

THE LEGEND
OF
SPYROTM
A NEW BEGINNING



WARNING: READ BEFORE USING YOUR PLAYSTATION®2 COMPUTER ENTERTAINMENT SYSTEM.

A very small percentage of individuals may experience epileptic seizures when exposed to certain light patterns or flashing lights. Exposure to certain patterns or backgrounds on a television screen or while playing video games, including games played on the PlayStation 2 console, may induce an epileptic seizure in these individuals. Certain conditions may induce previously undetected epileptic symptoms even in persons who have no history of prior seizures or epilepsy. If you, or anyone in your family, has an epileptic condition, consult your physician prior to playing. If you experience any of the following symptoms while playing a video game – dizziness, altered vision, eye or muscle twitches, loss of awareness, disorientation, any involuntary movement, or convulsions – IMMEDIATELY discontinue use and consult your physician before resuming play.

WARNING TO OWNERS OF PROJECTION TELEVISIONS:

Do not connect your PlayStation 2 console to a projection TV without first consulting the user manual for your projection TV, unless it is of the LCD type. Otherwise, it may permanently damage your TV screen.

USE OF UNAUTHORIZED PRODUCT:

The use of software or peripherals not authorized by Sony Computer Entertainment America may damage your console and/or invalidate your warranty. Only official or licensed peripherals should be used in the controller ports or memory card slots.

HANDLING YOUR PLAYSTATION 2 FORMAT DISC:

- This disc is intended for use only with PlayStation 2 consoles with the NTSC U/C designation.
- Do not bend it, crush it or submerge it in liquids.
- Do not leave it in direct sunlight or near a radiator or other source of heat.
- Be sure to take an occasional rest break during extended play.
- Keep this compact disc clean. Always hold the disc by the edges and keep it in its protective case when not in use. Clean the disc with a lint-free, soft, dry cloth, wiping in straight lines from center to outer edge.
- Never use solvents or abrasive cleaners.



THE LEGEND
OF
SPYRO™
A NEW BEGINNING

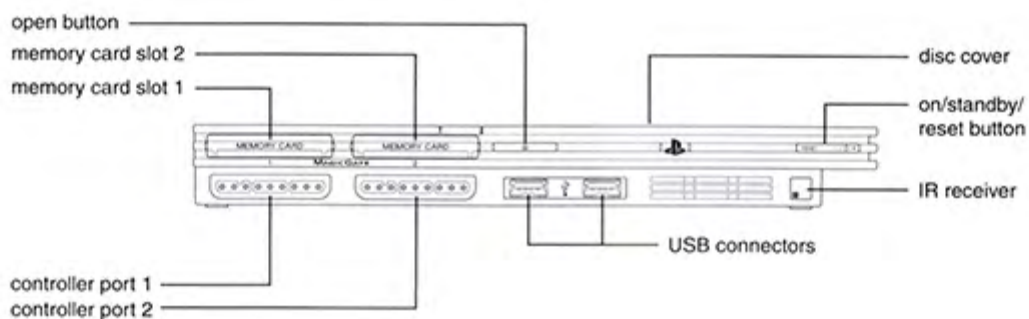
TABLE OF CONTENTS

Getting Started.....	2
Starting Up.....	3
Spyro Controls.....	3-4
The Legend Begins.....	5
Main Menu.....	6
Pause Menu and Level Up.....	6-7
HUD (Heads Up Display).....	8
Collectible Gems.....	9
Sparx.....	9
Elements.....	10
Credits.....	10-12
Customer Support.....	12
License Agreement.....	Inside Back Cover

“The Legend of Spyro: A New Beginning” interactive game © 2006 Universal Interactive, Inc. Spyro and related characters are ™ and © Universal Interactive, Inc. All rights reserved. Sierra and the Sierra logo are registered trademarks or trademarks of Sierra Entertainment, Inc. in the U.S. and/or other countries. Vivendi Games and the Vivendi Games logo are trademarks of Vivendi Games, Inc. Dolby, Pro Logic and the double-D symbol are trademarks of Dolby Laboratories. The ratings icon is a registered trademark of the Entertainment Software Association. All other trademarks are property of their respective owners.

GETTING STARTED

USING THE PLAYSTATION®2 SYSTEM



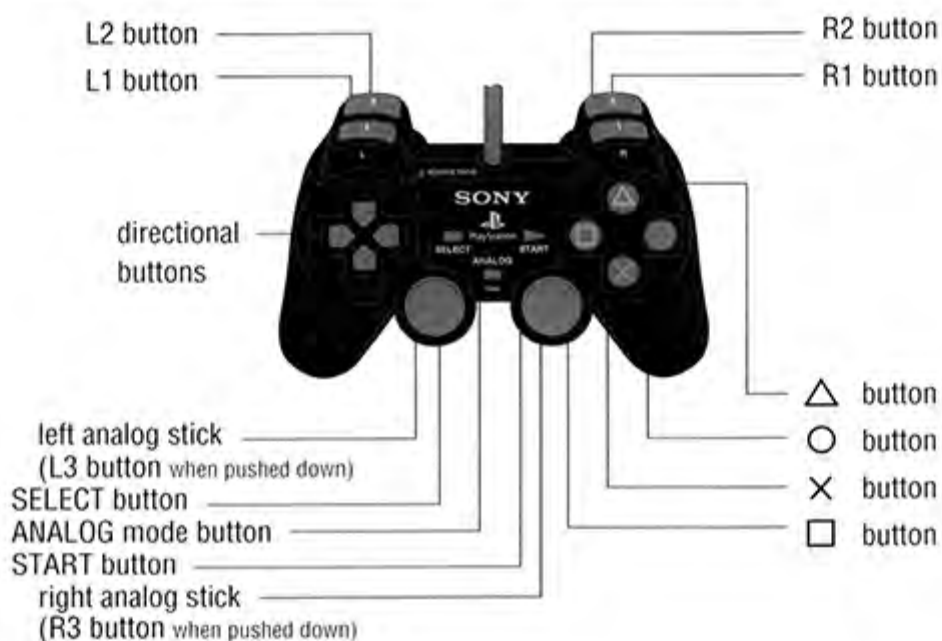
Set up your PlayStation®2 computer entertainment system according to the instructions supplied with your system. Check that the system is turned on (the on/standby indicator is green). Press the OPEN button to open the disc cover. Place the "The Legend of Spyro™: A New Beginning" disc with the label side facing up in the disc holder, and then close the disc cover. Attach game controllers and other peripherals as appropriate. Follow the on-screen instructions and refer to this manual for information on using the software.

Memory Card (8MB)(for PlayStation®2)

To save game settings and progress, insert a memory card (8MB)(for PlayStation®2) into MEMORY CARD slot 1 of your PlayStation®2 system. You can load saved game data from the same memory card or any memory card (8MB)(for PlayStation®2) containing previously saved games.



DUALSHOCK² ANALOG CONTROLLER CONFIGURATIONS



SPYRO CONTROLS

Directional Movement:

L controls the direction of character movement; this movement is relative to the camera.

To walk, push lightly on **L**. To run, push **L** as far as possible in any direction.

Camera Control:

R controls the camera.

Basic Moves:

Walk/Run	L <i>Left Analog Stick</i>
Camera	R <i>Right Analog Stick</i>
Short Range Breath	□
Jump	×
Double Jump	× , ×
Melee Attack	L
Horn Knock Up	L <i>Press and Hold</i>

SPYRO CONTROLS

Basic Moves:

Long Range Breath	
Charge/Knock Back	
Strafe/Target	Hold+ Move Left or Right
Fury	
Change to Fire Breath	up directional button
Change to Electricity Breath	right directional button
Change to Ice Breath	down directional button
Change to Earth Breath	left directional button

Advanced Moves:

Melee "Knock up" Combo	, , ,
Tail Strike	, , Press and Hold
Horn Dive	,
Evasion	+ Move +
Air Combo [While Enemy is in the Air]	, , ,
Air Knock Back [While Enemy is in the Air]	,

Tip - Mix and match Spyro's abilities to create your own combos!

FLYING CONTROLS

Move/Fly	Left Analog Stick
Shoot Fireball	
Evade/Barrel Roll	Move Left or Right +
Speed Burst	
Slow Down	



THE LEGEND BEGINS...

In the Year of the Dragon, in a world beyond the realms, the Guardians awaited the birth of a purple dragon destined to restore balance to the world. But the Dark Master knew of this as well and sent forth a legion of his minions to destroy the Dragon Temple and prevent the birth of this special dragon.

Several years later...

When Spyro, as a young dragon, leaves his home in search of the truth about his past, he makes a shocking discovery—the future of the world rests on his wings. In a race against time, Spyro must realize his destiny and learn what it takes to be a hero if he is to stop the Dark Master's latest creation, Cynder!

MAIN MENU

Upon starting the game, you will be instructed to press the START button to access the Main Menu. The Main Menu will appear with the following options:

LOAD GAME:

Choose to continue a previously saved game.

NEW GAME:


Select a MEMORY CARD slot to create new game data and begin a new game.

OPTIONS:

Change game settings in the Options Menu.

- **MUSIC VOLUME** – Adjust the volume of the music in the game.
- **SFX** – Adjust the volume of the sound effects in the game.
- **OUTPUT** – Choose the appropriate sound output for your television audio system.
- **POSITION** – Adjust the horizontal and vertical position of the screen on your television.
- **WIDE** – Toggle widescreen television support.
- **SUBTITLES** – Toggle in-game subtitles.
- **VIBRATION** – Toggle vibration.
- **CAMERA CONTROL** – Invert the camera control.
- **FLIGHT UP/DOWN** – Invert the controls for Spyro during flying levels.

PAUSE MENU AND LEVEL UP

Press the START button anytime during play to access the Pause Menu, then select the Level Up option to enter the Upgrade Screen. Press the  button to return to the Pause Menu.

Level Up - Spyro can't defeat Cynder with the skills he has at the start of the game. Rescued Guardian dragons will teach Spyro new attacks, which can be upgraded. To upgrade your abilities, you'll need to access the Level Up Menu from the Pause Screen.

PRIMARY BREATH: This is Spyro's short-range breath for the selected element.

SECONDARY BREATH: This is Spyro's long-range breath for the selected element.

PAUSE MENU AND LEVEL UP - CONTINUED

UPGRADE GAUGE: A highlighted bar shows how much each breath has been upgraded. Passing each notch on the gauge will give Spyro a new breath upgrade.

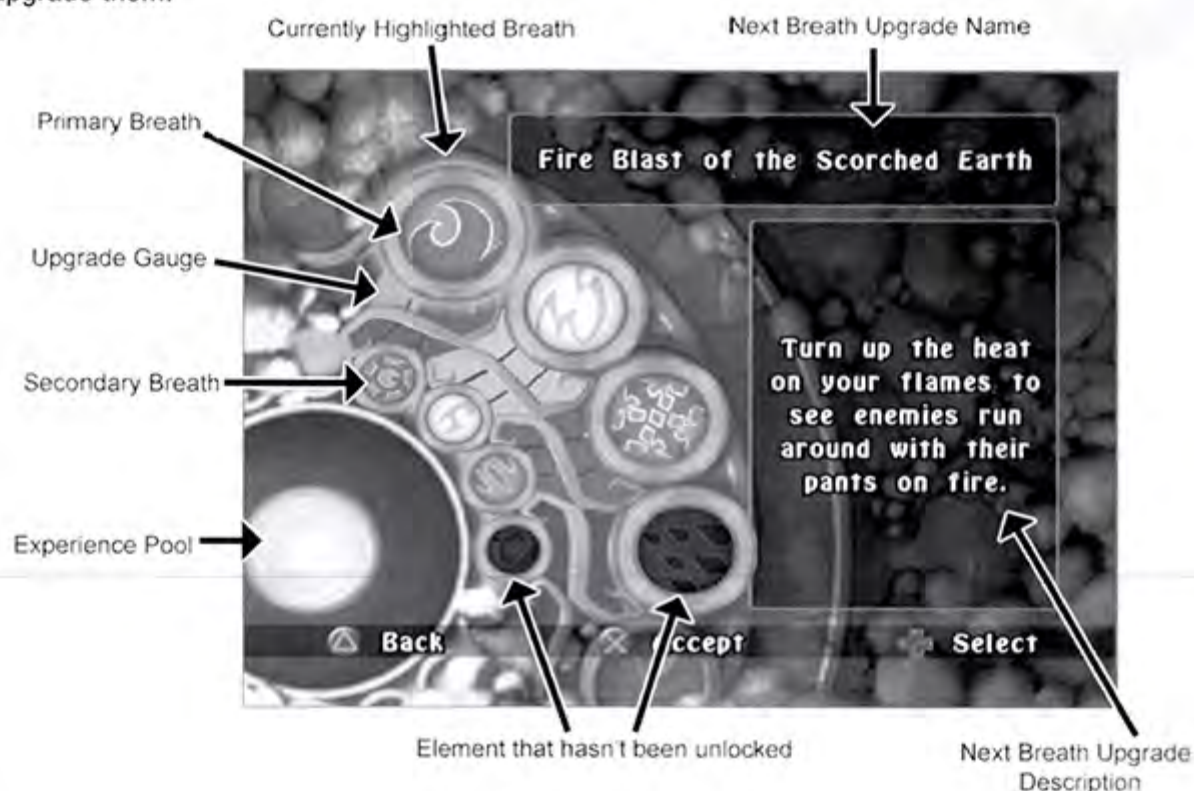
EXPERIENCE POOL: A swirling pool of spirit that fills up when Spyro collects blue gems. Spyro can then use this spirit to upgrade his breaths.

CURRENTLY HIGHLIGHTED BREATH: Spyro can switch between different breaths using the directional buttons. A purple glowing ring can be seen around the breath that is currently highlighted.

NEXT BREATH UPGRADE NAME: This is the name of the next breath upgrade for the currently highlighted breath.

NEXT BREATH UPGRADE DESCRIPTION: This is a description of the next breath upgrade for the currently highlighted breath.

ELEMENT THAT HASN'T BEEN UNLOCKED: Darkened breaths show elements that Spyro hasn't learned yet. Once he learns an element, the breath icons will light up, and he will be able to upgrade them.



Pause Menu

CONTINUE: Returns the player to the game.

ENABLE AUTOSAVE: If the player inserts a new memory card, they can save their current game to it by enabling this option.

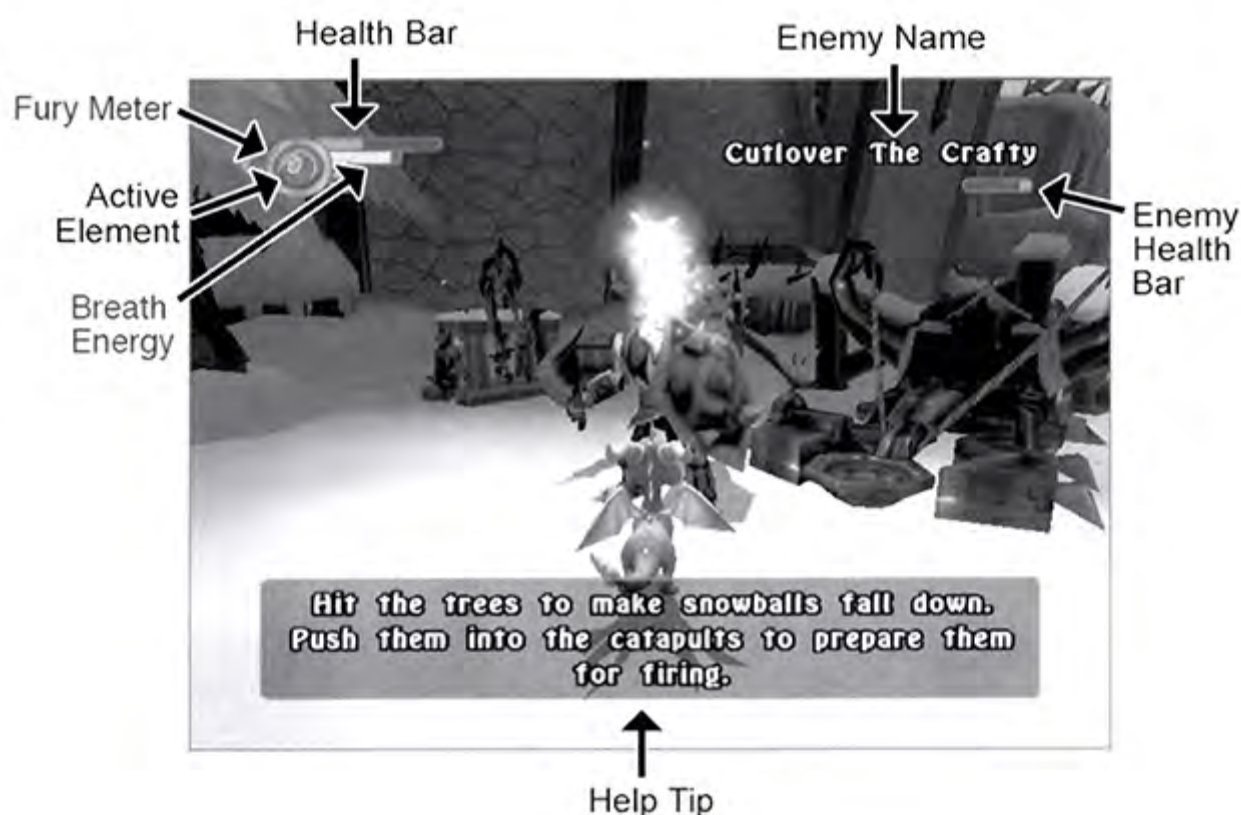
OPTIONS: Takes the player to the options screen.

MAIN MENU: Quits the game and returns the player to the main menu.


LEVEL UP: Takes the player to the level up screen.

HUD (HEADS UP DISPLAY)

The HUD displays the following information for Spyro:



Health Bar: Decreases when Spyro takes damage. Can be refilled with red gems.

Breath Energy: Decreases when Spyro uses his breaths. Can be refilled with green gems. When flying, the Breath Energy bar will be consumed when Spyro uses his Fire Ball attack , Speed Burst **R1** and Slow Down **L1**. However, it is replenished after a couple of seconds.

Active Element: An icon that shows which element Spyro is currently using for his breaths and furies. The player can switch to different elements at any time, using the directional buttons.

Fury Bar: Starts empty but can be filled by collecting purple gems. Once full, the bar will glow, and the fury can be used by pressing the fury button. The type of fury unleashed depends on the active element.

Enemy Name: This is the name of the enemy that Spyro is attacking.

Enemy Health: This is the health bar for the enemy that Spyro is attacking.

Help Tip: These appear to teach Spyro how to use his abilities or give hints on how to get past obstacles in the game.

COLLECTIBLE GEMS

Various colored gems give Dragons special powers. Be sure to collect them to help you on your quest.



HEALTH GEMS – Collecting **RED GEMS** will restore Spyro's Health.



ENERGY GEMS – Collecting **GREEN GEMS** will replenish Spyro's Breath Energy. Using Breath Attacks will consume a lot of energy, so be sure to collect these often.



FURY GEMS – Collecting **PURPLE GEMS** will fill up Spyro's Fury Meter. Press R2 button to perform a devastating Fury Attack when this meter is full.



SPIRIT GEMS – Collecting **BLUE GEMS** from enemies that you defeat will allow you to upgrade Spyro's abilities in the Upgrade Screen.

SPARX

Sparx is Spyro's best friend and trusty sidekick. He's not very big, but he is always willing to help Spyro find his way when he gets lost.



ELEMENTS

Spyro will learn a lot of powerful new abilities throughout his quest. Some of them will be taught to him by the Dragon Guardians, and others he will learn on his own. Can you master them all?



FIRE – Train with Ignitus and master the explosive element of Fire.



ELECTRICITY – Learn to wield the stunning power of Electricity with Volteer.



ICE – Practice with Cyril and unleash the chill of Ice on your enemies.



EARTH – Learn to harness the destructive force of Earth from Terrador.

CREDITS

PUBLISHED BY VIVENDI GAMES, INC.

PRODUCTION

SVP OF PRODUCTION

Kelly Ryan

EXECUTIVE PRODUCER

Greg Goodrich

PRODUCER

Chris A. Wilson

ASSOCIATE PRODUCER

Michael Graham

EVP & COO

OF WORLDWIDE STUDIOS

Peter Della Penna

VP OF FINANCE

Marcus Sanford

FINANCE DIRECTOR

Richard Zerbel

FINANCIAL ANALYST

Charles Yam

TECHNICAL DEPARTMENT

SENIOR DIRECTOR OF

TECHNOLOGY

Brian Leake

SOFTWARE ENGINEER

Chang Koo

MARKETING

EVP & CHIEF STRATEGY & MARKETING OFFICER

Cindy Cook

VP GLOBAL BRAND MANAGEMENT

Al Simone

SENIOR GLOBAL BRAND MANAGER

Matt Geyer

ASSOCIATE BRAND MANAGER

Keyur Shah

WRITING

Screenplay by

Patrick Hegarty

VOICE TALENT

SPYRO

Elijah Wood

SPARX

David Spade

IGNITUS

Gary Oldman

CYNDER

Cree Summer

VOLTEER / EXHUMOR

Corey Burton

CYRIL / MOLE-YAIR / DAD

Jeff Bennett

TERRADOR / THE CONDUCTOR

Kevin Michael Richardson

KANE

Phil LaMarr

MOM

Vanessa Marshall

ADDITIONAL VOICES

Jess Harnell

VOICEOVER CASTING & STUDIO DIRECTION

Chris Borders

MUSIC

Music by Rebecca Kneubuhl
and Gabriel Mann

PROMOTIONS

DIRECTOR CONSUMER

PROMOTIONS

Julie Thomas

CONSUMER PROMOTIONS

SPECIALIST

Nikki Pounds

PUBLIC RELATIONS

PR MANAGER

Lisa Douet

CREATIVE SERVICES

CREATIVE DIRECTOR

Kathy Carter-Humphreys

CREATIVE MANAGER

Kristy Cheng

ASSOCIATE GRAPHIC DESIGNER

Cheryl Williams

ACCOUNT SUPERVISORS

Angie Mavrow

Michelle Garnier Winkler

LEGAL

Kevin Crook

Pam Teller

CONSUMER RESEARCH

SENIOR MANAGER, CONSUMER RESEARCH

Linda Howard

JUNIOR RESEARCH ANALYST, CONSUMER RESEARCH

Page Patten

QUALITY ASSURANCE

V.P. OF STUDIO OPERATIONS

Rich Robinson

STUDIO SUPPORT SERVICES

Anna Nakada

STUDIO SUPPORT SERVICES

ADMINISTRATION

ASSISTANT

Nuria Andres

QA MANAGER

Lester Broas

QA PROJECT LEAD

Donna Woo

QA TESTERS
Juan Delgado
Jacob O'Brien
Miguel Alejandro Peña
Patrick Duhaney
Fabian Tuason
Apeedeth Vanna
QA TESTERS-CONTINUED
Elisabeth Carr
Warren Kaye
Michael Celestino
Jennifer Avila
Jeremy Hibnick
Brian Mitchell
Brian Boswell
SENIOR QA MANAGER, TRG, VUPC, CRG
Igor Krinitskiy
TECHNICAL REQUIREMENTS GROUP
SENIOR SUPERVISOR
Joseph Olivas
TECHNICAL REQUIREMENTS GROUP
SUPERVISORS
Ali Raza
Kevin Jackson
TECHNICAL REQUIREMENTS GROUP
Tom Craven
Mark Jihanian
Jose Beltran
Robert Gardner
Lauren Kamieniecki
Brian Jones
Dustin Portesi
Phil Lawless
SENIOR ENGINEER VUPC GROUP
Richard Benavides
PROJECT LEADS VUPC GROUP
Brandon Valdez
Cyrta Talton
Fausto Lorenzano
BURN LAB SUPERVISORS
Afolabi Akibola
Chris Miller
BURN LAB CONFIGURATION ENGINEERS
Mike Ryan
Jose Hernandez
Tyree Deramus
Julio Ferrer
John St. John
QA TOOLS PROGRAMMER
Ben Hines
NETWORK/END USER SUPPORT SUPERVISOR
Eric Hoffmaster
END USER SUPPORT TECHNICIANS
Shawn Lomas
Mark Smith
Alex Bryant
SENIOR QA MANAGER, TESTER RESOURCES
Michael Gonzales

QA SUPERVISORS
James Pasque
Marcus Quinn
SPECIAL THANKS
Angelina Coley
Cathy Truong
Caroline Trujillo
Tim Tran
Vincent Kudirka
Tom Gastall
Allen Petrowski
KROME STUDIOS
PRODUCTION CEO
Robert Walsh
STUDIO MANAGER
Andy Green
CREATIVE DIRECTOR
Steve Stamatiadis
EXECUTIVE PRODUCER
Robert Walsh
PRODUCER
John Welsh
ASSOCIATE PRODUCER
Don Meadows
ASSISTANT PRODUCER
Darren Thorne
GAME DESIGN
LEAD DESIGNER
Cameron Davis
DESIGNERS
Don Meadows
Chris Palu
Jared Pearson
Bruno Rime
Jess Sterzl
DESIGN SUPPORT
Michelle Fowler
PROGRAMMING
LEAD PROGRAMMER
Steve 'Sly' Williams
PROGRAMMERS
Chris Butterworth
Joshua Camille
Joel Crabbe
Perry Hart
Daniel Krenn
Chris Lacy
Jason Schroder
Daniel Stephens
Michael Swan
ART TEAM
LEAD ARTIST
Bruno Rime
LEAD CONCEPT ARTIST
Jared Pullen
CONCEPT ARTIST
Irina Egorova
Richard Lyons
Ron Marc
Roderick Wong
LEAD CHARACTER ARTIST
Dean Ferguson
CHARACTER ARTISTS
Gareth Cowan
Glen Harris
Ian Lovell
Mike Paech
Claus Pedersen
Mike Smout

Caleb Trott
Raphael Young
ADDITIONAL ANIMATION
The People's Republic of Animation
LEAD PROP ARTIST
Andrew Clark
PROP ARTISTS
Irina Egorova
Mark Hansen
Ron Marc
LEAD ENVIRONMENT ARTIST
Jason Christie
ENVIRONMENT ARTISTS
Ben Droste
Brent Waller
LIGHTING
Karl Stotschek
COLLISION MODELLER
Will Foley
LEVEL DESIGNERS
LEAD LEVEL DESIGNER
David Yorke
LEVEL DESIGNERS
Daniel Cox
Hugh Winwood-Smith
SOUND
LEAD SOUND DESIGNER
George Stamatiadis
SOUND TEAM
Jamie Campbell
Cedar Jones
Peter Wayne
Anne-Marie Weber
CUTSCENES
CUTSCENES SCRIPT
Matthew Emery
CUTSCENE ANIMATORS
Dean Ferguson
Ian Lovell
Mike Smout
CUTSCENE DESIGNERS
Andrew Bergman
Jason 'JT' Harwell
Russell Ladewig
Clinton Skene
VIDEO PRODUCTION
VIDEO EDITORS
Robert Butterworth
Bruno Rime
John Welsh
MERKURY ENGINE
LEAD PROGRAMMERS
Dave Pevreal
Glenn Watson
PROGRAMMERS
Tony Ball
David Ely
Manu Evans
Barry Jones
Anthony Wigan
MERKURY TOOLS
PROGRAMMERS
Jared Allen
Zac Congo
Jonathan Lawrence
Glenn A Watson

QUALITY ASSURANCE
QA MANAGER
Jason Cross
QA LEAD
Jason Hainey
QA STAFF
Steven Adamson
Daniel Boase
Glenn Cottrell
Tyrone Curwen
Timothy Dansie
Joshua Davey
Clinton Evans
David Higgins
Wade Higgins
Stephen Jude
Raymond Lam
Robert Lever
Peter Miller
Manoli Papanikolas
Adrian Parker
Tyson Pelz
Lawrence Ritchie
Justin Roberts-Thomson
Steven Robley
Scott Savage
Brendon Vince
John Whitehead
Peter Williams
ADMINISTRATION
OFFICE MANAGER
Marcia Watson
HUMAN RESOURCES
Gillian Statham
ADMINISTRATION TEAM
Elizabeth Ballantyne
Catherine Chapman
Leah Emery
Charley Le
Wendy McGregor
David Peck
Natasha Richards
Debbie Taylor
PUBLIC RELATIONS ASSISTANT
Erica Hutton
TECH SUPPORT
TECH SUPPORT MANAGER
Jason Muir
TECH SUPPORT
Rodney Beahan
Luke Bennett
Daniel Rogers
Geoff Despott
FOCUS TESTERS
Nadja Cook
Adam Driessens
Kristian Foster
Conner McCaffrey
Jake Lawler
Finn Reliá-Connell
William Robson
Finn Savill
Lachlan Schukratt
Alia Stark
Raven Stark
Brittany Thomas
Blaise Tedder

CREDITS

FULL MOTION VIDEO

TECHNICOLOR

INTERACTIVE

SERVICES

EXECUTIVE VICE

PRESIDENT

Ron Horwitz

VICE PRESIDENT

Michael Gollom

SENIOR DIRECTOR

Chan Park **SENIOR**

DIRECTOR

Chan Park

TECHNICOLOR

INTERACTIVE

SERVICES - DESIGN &

VISUALS

ART DEVELOPMENT

MANAGER

Joe McGuffin

ART DIRECTOR

Stephen Fedasz IV

LEAD ANIMATOR

Robert Castaneda

PROJECT COORDINATORS

Eric Kovats

Iva Marie Palmer

PRODUCTION ASSISTANT

Bradley A. Starleaf

CONCEPT ARTISTS

Peter Han

Joy Lee

Pakin Liptawat

LEAD ARTIST / UI

DESIGNER

Nickolaos Kononelos

MOTION GRAPHICS

Elton Gamez

Bruce Reeves

LIGHTING

Carina Ohlund

Arthur Sarkisian

TEXTURES

Ted Davis

VISUAL EFFECTS

Ernie Eastlund

Juho Jeong

MODELERS

Robert Burton

Jonny Chen

Joseph De Asis

Gath Dorsainville

CHARACTER MODELER

Josh Singer

RIGGERS

Jae Hong

Il-Chul Shin

ANIMATORS

Thomas Estrada

Rachel Flowers

Daniel Godinez

Jose Hernandez

Alina Hiu-Fan Chau

Martin Leeper

Derek Raymond

Roger Seto

ENGINEERS

Wed Tien

David Vodhanel

ENGINEERING SUPPORT

Raymond Blucher

Todd Hawkins

TECHNICOLOR

INTERACTIVE

SERVICES - AUDIO

SOUND SUPERVISOR

Tom Hays

SOUND EFFECTS

DESIGNERS

Frank Szick

Lydian Tone

RECORDING ENGINEERS

Beau Biggart

Morgan Gerhard

SOUND EDITOR

David Fisk

CUSTOMER SUPPORT

GET INSIDE!
Join Now!

Register Your Game Today

Free tips, tricks, demos, trailers, and more! Receive free technical and customer support. Be the first to know about beta tests, tournaments, game testing opportunities, and other events. Plus, stay informed on the latest VU Games news, updates, discounts & more!

Go to <http://reg.vugames.com> Now!

VU Games Customer Support can be reached in the following ways:

Technical Support

Phone: (800) 630-0811, 10:00 AM-8:00 PM M-F EST

Online Support: <http://support.vugames.com>

Customer Service

Phone: (800) 757-7707, 10:00 AM-8:00 PM M-F EST

Mail

VU Games

4247 South Minnewawa Avenue

Fresno, CA 93725

LICENSE AGREEMENT

This software program, any printed materials, any online or electronic documentation (the "Program") are the copyrighted work of VU Games, Inc., or its licensors. All use of the Program is governed by the terms of the End User License Agreement which is provided below ("License"). The Program is solely for use by end users according to the terms of the License Agreement. Any use, reproduction or redistribution of the Program not in accordance with the terms of the License Agreement is expressly prohibited.

END USER LICENSE AGREEMENT

- Limited Use License.** VU Games, Inc. ("VUG") hereby grants, and by utilizing the Program you thereby accept, a limited, nonexclusive license and right to use one (1) copy of the Program for your use on a PlayStation®2 computer entertainment system.
- Ownership.** All title, ownership rights and intellectual property rights in and to the Program and any and all copies thereof (including but not limited to any titles, computer code, themes, objects, characters, character names, stories, text, dialog, catch phrases, locations, concepts, artwork, animations, sounds, musical compositions, audiovisual effects, methods of operation, moral rights, any related documentation, and "applets" incorporated into the Program) are owned by VUG or its licensors. The Program is protected by the copyright laws of the United States, international copyright treaties and conventions and other laws. All rights are reserved. The Program may contain certain licensed materials, and VUG's licensors may act to protect their rights in the event of any violation of this Agreement.
- Responsibilities of End User.**
 - Subject to the Limited Use License as set forth above, you may not, in whole or in part, copy, photocopy, reproduce, translate, reverse engineer, derive source code from, modify, disassemble, decompile, or create derivative works based on the Program, or remove any proprietary notices or labels on the Program without the prior consent, in writing, of VUG.
 - You are entitled to use the Program for your own use, but you are not entitled to: sell, grant a security interest in or transfer reproductions of the Program to other parties in any way, nor to rent, lease or license the Program to others without the prior written consent of VUG; or exploit the Program or any of its parts for any commercial purpose.
- Program Transfer.** You may permanently transfer all of your rights under this License, provided the recipient agrees to the terms of this License.
- Termination.** This License is effective until terminated. You may terminate the License at any time by destroying the Program. VUG may, at its discretion, terminate this License in the event that you fail to comply with the terms and conditions contained herein. In such event, you must immediately destroy the Program.
- Limited Warranty.** VUG EXPRESSLY DISCLAIMS ANY WARRANTY FOR THE PROGRAM AND MANUAL(S). THE PROGRAM AND MANUAL(S) ARE PROVIDED "AS IS" WITHOUT WARRANTY OF ANY KIND, EITHER EXPRESS OR IMPLIED, INCLUDING, WITHOUT LIMITATION, THE IMPLIED WARRANTIES OF MERCHANTABILITY, FITNESS FOR A PARTICULAR PURPOSE, OR NONINFRINGEMENT. ANY WARRANTY AGAINST INFRINGEMENT THAT MAY BE PROVIDED IN SECTION 2-312(3) OF THE UNIFORM COMMERCIAL CODE AND/OR IN ANY OTHER COMPARABLE STATE STATUTE IS EXPRESSLY DISCLAIMED. The entire risk arising out of use or performance of the Program remains with You, however VUG warrants the disc(s), on which the Program is furnished, to be free from defects in materials and workmanship, under normal use, for a period of ninety (90) days from the date of delivery. VUG's sole liability in the event of a defective disc shall be to give You a replacement disc. Some states do not allow the exclusion or limitation of incidental or consequential damages, or allow limitations on how long an implied warranty lasts, so the above limitations may not apply.
- Limitation of Liability.** NEITHER VUG, ITS PARENT, SUBSIDIARIES, AFFILIATES NOR LICENSORS SHALL BE LIABLE IN ANY WAY FOR LOSS OR DAMAGE OF ANY KIND RESULTING FROM THE USE OF THE PROGRAM INCLUDING, BUT NOT LIMITED TO, LOSS OF GOODWILL, WORK STOPPAGE, COMPUTER FAILURE OR MALFUNCTION, OR ANY AND ALL OTHER COMMERCIAL DAMAGES OR LOSSES. Some states do not allow the exclusion or limitation of incidental or consequential damages, or allow limitations on how long an implied warranty lasts, so the above limitations may not apply to you.
- Equitable Remedies.** You hereby agree that VUG would be irreparably damaged if the terms of this License were not specifically enforced, and therefore you agree that VUG shall be entitled, without bond, other security, or proof of damages, to appropriate equitable remedies with respect to breaches of this License, in addition to such other remedies as VUG may otherwise have available to it under applicable laws. In the event any litigation is brought by either party in connection with this License Agreement, the prevailing party in such litigation shall be entitled to recover from the other party all the costs, attorneys' fees and other expenses incurred by such prevailing party in the litigation.
- Miscellaneous.** This License shall be deemed to have been made and executed in the State of California, and any dispute arising hereunder shall be resolved in accordance with the law of the State of California. This License may be amended only by an instrument in writing executed by both parties. This License constitutes and contains the entire agreement between the parties with respect to the subject matter hereof and supersedes any prior oral or written agreements.



"The Legend of Spyro: A New Beginning" interactive game © 2006 Universal Interactive, Inc. Spyro and related characters are ™ and © Universal Interactive, Inc. All Rights Reserved. Sierra and the Sierra logo are registered trademarks or trademarks of Sierra Entertainment, Inc. in the U.S. and/or other countries. All other trademarks are property of their respective owners.